



District Report Card: 2017


State: Bihar	District: Sitamarhi
Class: 5	Subject: Language
Schools: 53	Students: 1169


Participation/Coverage


Students

GENDER 	Boys		Girls	
	Number	%	Number	%
	588	50.30	581	49.70

AREA 	Rural		Urban	
	Number	%	Number	%
	1169	100.00	0	0.00

CATEGORY 	SC		ST		OBC		GEN	
	Number	%	Number	%	Number	%	Number	%
	179	15.31	2	0.17	812	69.46	176	15.06

CWSN 	LD	VI	HI	S&LD	ID	Oth
	2	3	1	3	0	1

Management 	Government		Government-aided	
	Number	%	Number	%
	1169	100.00	0	0.00

Average Performance of Students in Language (%)

Overall	Gender		Area		Management		Social Group			
	Male	Female	Rural	Urban	Govt.	Aided	SC	ST	OBC	GEN
55.78	57.98	53.55	55.78	0.00	55.78	0.00	55.31	73.33	55.34	58.11

Performance on Learning Outcomes (LOs)

Learning Outcomes	Description	Average Performance(%)
L504	Reads and comprehends independently storybooks, news items/ headlines, advertisements etc.	51.70
L508	Reads text with comprehension, locates details and sequence of events	57.82

Range of Performance of Students who Answered Correctly							
Below 30%		30% - 50%		50% - 75%		Above 75%	
Number	%	Number	%	Number	%	Number	%
208	17.79	274	23.44	427	36.53	260	22.24

Lowest Performing Learning Outcomes (LOs)

- 1 - Reads and comprehends independently storybooks, news items/ headlines, advertisements etc. (51.70)
- 2 - Reads text with comprehension, locates details and sequence of events (57.82)